






HF-815



HF-815 B

Top :- Cristal Viscous

Bottom :- Cristal Viscous

Dupatta :- Heavy Checks

CARE INSTRUCTIONS

DRY CLEAN RECOMMENDED


DO NOT USE ANY TYPE OF BLEACH OR STAIN REMOVING CHEMICALS

DO NOT OVER EXPOSE DAMP FABRIC TO STRONG SUNLIGHT

IRON AT MODERATE TEMPERATURE



HOOR TEX



HF-815 A

Top :- Cristal Viscous

Bottom :- Cristal Viscous

Dupatta :- Heavy Checks

CARE INSTRUCTIONS

DRY CLEAN RECOMMENDED

DO NOT USE ANY TYPE OF BLEACH OR STAIN REMOVING CHEMICALS

DO NOT OVER EXPOSE DAMP FABRIC TO STRONG SUNLIGHT

IRON AT MODERATE TEMPERATURE



HOOR TEX




HF-815



HF-815 A



HF-815 B



HF-815 C



HF-815 D



HOOR TEX

The logo consists of the letters 'H' and 'T' in a stylized, overlapping font. The 'H' is on the left and the 'T' is on the right, with the top bar of the 'T' extending over the 'H'. The letters are dark red with a white outline and a slight shadow effect.

HOOR TEX




HTF-815



HF-815



HF-815



HF-815 D

Top :- Cristal Viscous

Bottom :- Cristal Viscous

Dupatta :- Heavy Checks

CARE INSTRUCTIONS

DRY CLEAN RECOMMENDED


DO NOT USE ANY TYPE OF BLEACH OR STAIN REMOVING CHEMICALS

DO NOT OVER EXPOSE DAMP FABRIC TO STRONG SUNLIGHT

IRON AT MODERATE TEMPERATURE



HOOR TEX



HF-815 C

Top :- Cristal Viscous

Bottom :- Cristal Viscous

Dupatta :- Heavy Checks

CARE INSTRUCTIONS

DRY CLEAN RECOMMENDED

DO NOT USE ANY TYPE OF BLEACH OR STAIN REMOVING CHEMICALS

DO NOT OVER EXPOSE DAMP FABRIC TO STRONG SUNLIGHT

IRON AT MODERATE TEMPERATURE



HOOR TEX